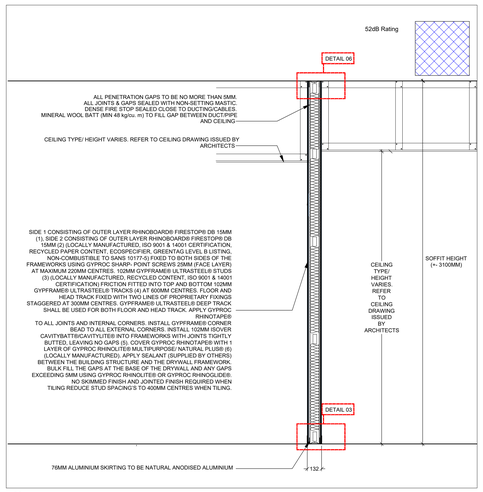

02 PARTITION TYPE A
SCALE 1:20

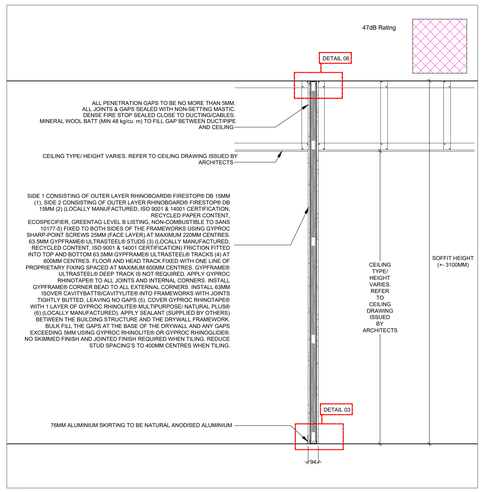

03 PARTITION TYPE B
SCALE 1:20

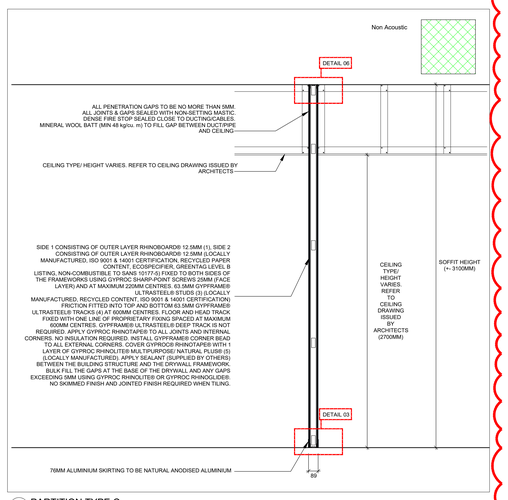

03 PARTITION TYPE C
SCALE 1:20



04 PARTITION TYPE D
SCALE 1:20

INFORMATION ISSUE
2023-12-18

PLEASE NOTE:

NO SUBSTITUTION WITH ALTERNATIVE OR DEVIATION FROM SPECIFICATION, UNLESS AGREED VIA EMAIL WITH COLLABORATION

REVISIONS

PLEASE NOTE:

DETAILS SHOWN ARE SUBJECT TO ACCURACY OF INFORMATION PROVIDED TO SAINT - GOBAIN AT THE TIME THE DRAWINGS WAS ORIGINALLY REQUESTED

NO DUTY OF CARE IS OWED TO THE RECIPIENT OR ANY OTHER THIRD PARTY AND SAINT-GOBAIN DOES NOT ACCEPT ANY LIABILITY IN RESPECT OF DETAILS SHOWN.

THIS SAINT-GOBAIN SYSTEM DETAIL MUST NOT BE USED WITHOUT A COMPLETE EVALUATION BY ARCHITECT OR ENGINEER TO VERIFY THE SUITABILITY OF ITS USE WITH YOUR SPECIFIC APPLICATION.

THE DETAIL SHOULD BE READ IN CONJUNCTION WITH SAINT-GOBAIN CURRENT LITERATURE AVAILABLE ON WWW.GYPROC.CO.ZA.

THIS DRAWING MUST BE READ INCONJUNCTION WITH THE FOLLOWING:

1982/0A/GA/21 - PARTITION TYPES AND DETAILS

NO SUBSTITUTION WITH ALTERNATIVES OR DEVIATED FROM SPECIFICATION, UNLESS AGREED VIA EMAIL WITH COLLABORATION

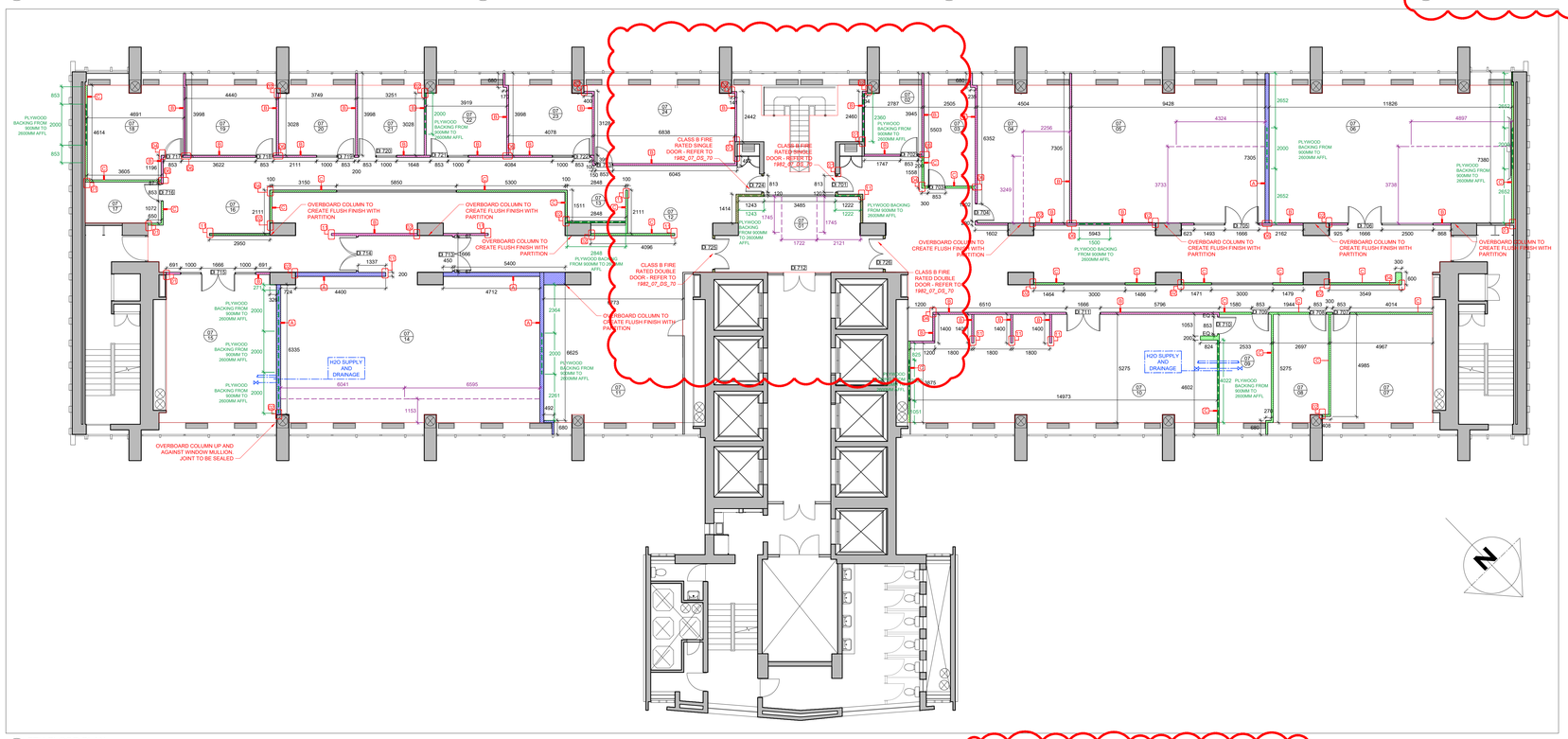

01 7TH FLOOR PLAN
SCALE 1: 100

BUILDERS' WORKS

- EXISTING MASONRY WALL
- NEW 152MM PARTITION - FLOOR TO SOFFIT. ACOUSTIC PARTITION. REFER TO *PARTITION TYPE A*
- NEW 94MM PARTITION - FLOOR TO SOFFIT. 49dB RATED ACOUSTIC PARTITION. REFER TO *PARTITION TYPE B*
- NEW 89MM PARTITION - FLOOR TO SOFFIT. NON ACOUSTIC PARTITION. REFER TO *PARTITION TYPE C*
- NEW 119MM PARTITION - FLOOR TO SOFFIT. 2 HOUR FIRE RATED ACOUSTIC PARTITION. REFER TO *PARTITION TYPE D*
- NEW 6MM GLAZING IN NATURAL ANODIZED ALUMINUM FLOOR TO 2400MM AFFL. CLIP 44 SYSTEM
- NEW SOLID DOOR PAINTED DOOR IN NATURAL ANODIZED ALUMINIUM FLOOR TO 2400MM AFFL. CLIP 44 SYSTEM
- NEW 6MM GLAZED DOOR IN NATURAL ANODIZED ALUMINIUM FLOOR TO 2400MM AFFL. CLIP 44 SYSTEM
- PLYWOOD BACKING SUPPORT TO OUTSIDE SKIN OF PARTITION FROM 900MM AFFL TO 2000MM AFFL
- CORE DRILL POINTS
- JUNCTION SPECIFICATION - REFER TO GA/21
- PARTITION SPECIFICATION - REFER TO GA/21
- DOOR NUMBER
- FLOOR NUMBER / ROOM NUMBER

1. DRYWALL SPECIFICATIONS

PARTITION TYPE A - NEW 152MM THICK 60-MIN FIRE RATED ACOUSTIC PARTITION,FLOOR TO SOFFIT (+-3100) ; 52 dB ACOUSTIC

SIDE 1 CONSISTING OF OUTER LAYER RHINOBOARD® FIRESTOP® DB 15MM (1), SIDE 2 CONSISTING OF OUTER LAYER RHINOBOARD® FIRESTOP® DB 15MM (2) (LOCALLY MANUFACTURED, ISO 9001 & 14001 CERTIFICATION, RECYCLED PAPER CONTENT, ECOSPECIFIER, GREENTAG LEVEL B LISTING, NON-COMBUSTIBLE TO SANS 10177-5) FIXED TO BOTH SIDES OF THE FRAMEWORKS USING GYPROC SHARP- POINT SCREWS 25MM (FACE LAYER) AT MAXIMUM 220MM CENTRES. 102MM GYPFRAME® ULTRASTEEL® STUDS (3) (LOCALLY MANUFACTURED, RECYCLED CONTENT, ISO 9001 & 14001 CERTIFICATION) FRICTION FITTED INTO TOP AND BOTTOM 102MM GYPFRAME® ULTRASTEEL® TRACKS (4) AT 600MM CENTRES. FLOOR AND HEAD TRACK FIXED WITH TWO LINES OF PROPRIETARY FIXINGS STAGGERED AT 300MM CENTRES. GYPFRAME® ULTRASTEEL® DEEP TRACK SHALL BE USED FOR BOTH FLOOR AND HEAD TRACK. APPLY GYPROC RHINOTAPE® TO ALL JOINTS AND INTERNAL CORNERS. INSTALL GYPFRAME® CORNER BEAD TO ALL EXTERNAL CORNERS. COVER GYPROC RHINOTAPE® WITH 1 LAYER OF GYPROC RHINOLITE® MULTIPURPOSE/ NATURAL PLUS® (6) (LOCALLY MANUFACTURED). APPLY SEALANT (SUPPLIED BY OTHERS) BETWEEN THE BUILDING STRUCTURE AND THE DRYWALL FRAMEWORK. BULK FILL THE GAPS AT THE BASE OF THE DRYWALL AND ANY GAPS EXCEEDING 5MM USING GYPROC RHINOLITE® OR GYPROC RHINOGLIDE®. NO SKIMMED FINISH AND JOINTED FINISH REQUIRED WHEN TILING REDUCE STUD SPACING'S TO 400MM CENTRES WHEN TILING.

PARTITION TYPE B - NEW 94MM THICK 60-MIN FIRE RATED ACOUSTIC PARTITION, FLOOR TO SOFFIT (+-3100) ; 49dB RATING

SIDE 1 CONSISTING OF OUTER LAYER RHINOBOARD® FIRESTOP® DB 15MM (1), SIDE 2 CONSISTING OF OUTER LAYER RHINOBOARD® FIRESTOP® DB 15MM (2) (LOCALLY MANUFACTURED, ISO 9001 & 14001 CERTIFICATION, RECYCLED PAPER CONTENT, ECOSPECIFIER, GREENTAG LEVEL B LISTING, NON-COMBUSTIBLE TO SANS 10177-5) FIXED TO BOTH SIDES OF THE FRAMEWORKS USING GYPROC SHARP-POINT SCREWS 25MM (FACE LAYER) AT MAXIMUM 220MM CENTRES. 63.5MM GYPFRAME® ULTRASTEEL® STUDS (3) (LOCALLY MANUFACTURED, RECYCLED CONTENT, ISO 9001 & 14001 CERTIFICATION) FRICTION FITTED INTO TOP AND BOTTOM 63.5MM GYPFRAME® ULTRASTEEL® TRACKS (4) AT 600MM CENTRES. FLOOR AND HEAD TRACK FIXED WITH ONE LINE OF PROPRIETARY FIXING SPACED AT MAXIMUM 600MM CENTRES. GYPFRAME® ULTRASTEEL® DEEP TRACK IS NOT REQUIRED. APPLY GYPROC RHINOTAPE® TO ALL JOINTS AND INTERNAL CORNERS. NO INSULATION REQUIRED. INSTALL GYPFRAME® CORNER BEAD TO ALL EXTERNAL CORNERS. COVER GYPROC RHINOTAPE® WITH 1 LAYER OF GYPROC RHINOLITE® MULTIPURPOSE/ NATURAL PLUS® (5) (LOCALLY MANUFACTURED). APPLY SEALANT (SUPPLIED BY OTHERS) BETWEEN THE BUILDING STRUCTURE AND THE DRYWALL FRAMEWORK. BULK FILL THE GAPS AT THE BASE OF THE DRYWALL AND ANY GAPS EXCEEDING 5MM USING GYPROC RHINOLITE® OR GYPROC RHINOGLIDE®. NO SKIMMED FINISH AND JOINTED FINISH REQUIRED WHEN TILING.

PARTITION TYPE C - NEW 89MM THICK 30-MIN FIRE RATED ACOUSTIC PARTITION, FLOOR TO SOFFIT (+-3100) ; 30dB RATING

SIDE 1 CONSISTING OF OUTER LAYER RHINOBOARD® 12.5MM (1), SIDE 2 CONSISTING OF OUTER LAYER RHINOBOARD® 12.5MM (LOCALLY MANUFACTURED, ISO 9001 & 14001 CERTIFICATION, RECYCLED PAPER CONTENT, ECOSPECIFIER, GREENTAG LEVEL B LISTING, NON-COMBUSTIBLE TO SANS 10177-5) FIXED TO BOTH SIDES OF THE FRAMEWORKS USING GYPROC SHARP-POINT SCREWS 25MM (FACE LAYER) AND AT MAXIMUM 220MM CENTRES. 63.5MM GYPFRAME® ULTRASTEEL® STUDS (3) (LOCALLY MANUFACTURED, RECYCLED CONTENT, ISO 9001 & 14001 CERTIFICATION) FRICTION FITTED INTO TOP AND BOTTOM 63.5MM GYPFRAME® ULTRASTEEL® TRACKS (4) AT 600MM CENTRES. FLOOR AND HEAD TRACK FIXED WITH ONE LINE OF PROPRIETARY FIXING SPACED AT MAXIMUM 600MM CENTRES. GYPFRAME® ULTRASTEEL® DEEP TRACK IS NOT REQUIRED. APPLY GYPROC RHINOTAPE® TO ALL JOINTS AND INTERNAL CORNERS. NO INSULATION REQUIRED. INSTALL GYPFRAME® CORNER BEAD TO ALL EXTERNAL CORNERS. COVER GYPROC RHINOTAPE® WITH 1 LAYER OF GYPROC RHINOLITE® MULTIPURPOSE/ NATURAL PLUS® (5) (LOCALLY MANUFACTURED). APPLY SEALANT (SUPPLIED BY OTHERS) BETWEEN THE BUILDING STRUCTURE AND THE DRYWALL FRAMEWORK. BULK FILL THE GAPS AT THE BASE OF THE DRYWALL AND ANY GAPS EXCEEDING 5MM USING GYPROC RHINOLITE® OR GYPROC RHINOGLIDE®. NO SKIMMED FINISH AND JOINTED FINISH REQUIRED WHEN TILING.

PARTITION TYPE D - NEW 119MM THICK 120-MIN FIRE RATED ACOUSTIC PARTITION, FLOOR TO SOFFIT (+-3100) ; 47dB RATING

Side 1 consisting of outer layer Rhinoboard® FireStop® 12.5mm (1), inner layer Rhinoboard® FireStop® 15mm (2). Side 2 consisting of outer layer Rhinoboard® FireStop® 12.5mm (3), inner layer Rhinoboard® FireStop® 15mm (4) (locally manufactured, ISO 9001 & 14001 certification, recycled paper content, Ecospecifier, Greentag level B listing, non-combustible to SANS 10177-5) fixed to both sides of the frameworks using Gyproc Sharp-point Screws 25mm (base layer) and Gyproc Sharp-point Screws 42mm (face layer) at maximum 220mm centres. 63.5mm Gypframe® UltraSTEEL® Studs (5) (locally manufactured, recycled content, ISO 9001 & 14001 certification) friction fitted into top and bottom 63.5mm Gypframe® UltraSTEEL® Tracks (6) at 600mm centres. Floor and head track fixed with one line of proprietary fixing spaced at maximum 600mm centres. Apply Gyproc RhinoTape® to all joints and internal corners. Install Gypframe® Corner Bead to all external corners. No insulation required. Cover Rhinoboard® RhinoTape® with 1 layer of Gyproc Rhinolite® Multipurpose/ Natural Plus® (7) (locally manufactured). Apply sealant (supplied by others) between the building structure and the drywall framework. Bulk fill the gaps at the base of the drywall and any gaps exceeding 5mm using Gyproc Rhinolite® or Gyproc Rhinoglide®. No skimmed finish and jointed finish required when tiling. Reduce stud spacing's to 400mm centres when tiling

2. DOOR SPECIFICATIONS

NEW ALUMINIUM FRAMED GLAZED DOOR SPECIFICATIONS

DOOR TO BE ALUMINIUM FRAMED GLAZED DOOR WITH 6MM THICK LAMINATED SAFETY GLASS IN NATURAL ANODIZED ALUMINIUM FRAME

GLAZING TO BE ONE PANE WITH A HEIGHT OF 2400MM. FRAME CLIP 44. GLAZING IN ACCORDANCE TO SAGGA REGULATIONS

SHOP DRAWINGS TO BE SUPPLIED BY SUPPLIER FOR APPROVAL, PRIOR TO MANUFACTURING - **CONTACT: TBC**

REFER TO IRONMONGERY SCHEDULE & DWG. DS/70 FOR ALL ACCESSORIES

NEW ALUMINIUM FRAMED SOLID MDF DOOR SPECIFICATIONS

DOOR TO BE ALUMINIUM FRAMED IN NATURAL ANODIZED ALUMINIUM FRAME

LEAF FINISH TO BE PAINTED - REFER TO FINISHES LAYOUT FOR COLOURS.
FRAME TO BE CLIP 44
SHOP DRAWINGS TO BE SUPPLIED BY SUPPLIER FOR APPROVAL, PRIOR TO MANUFACTURING - **TBC**

REFER TO IRONMONGERY SCHEDULE & DWG. DS/70 FOR ALL ACCESSORIES

3. GLAZING SPECIFICATIONS

REFER TO PLAN FOR POSITIONS AND SIZES OF GLAZED PANELS.
ALL GLAZING IS TO BE MANUFACTURED AND INSTALLED ACCORDING TO SANS 10400 PART N, THIRD ADDITION.
A SAGGA COMPLIANCE CERTIFICATE IS TO BE PROVIDED BY THE GLAZING INSTALLER FOR ALL GLAZING INSTALLED

FRAMED ALUMINIUM GLAZING:

GLAZING FROM FLOOR TO 2400MM AFFL. ALL GLAZING CHANNELS TO BE CLIP 44. 6MM GLAZING.

SHOP DRAWINGS TO BE SUPPLIED BY SUPPLIER FOR APPROVAL, PRIOR TO MANUFACTURING - **CONTACT: TBC**

7TH FLOOR - DOOR SCHEDULE

NUMBER	SIZE	SPECIFICATION	TYPE	HARD WARE
D / EX	EXISTING DOOR			
D / 7-01	813 x 2032	NEW CLASS B FIRE RATED SINGLE DOOR WITH STEEL FRAME	TYPE 05	
D / 7-02	853 x 2400	NEW SINGLE LEAF SOLID TIMBER PAINTED DOOR WITH NATURAL ANODIZED ALUMINIUM FRAME	TYPE 01	
D / 7-03	853 x 2400	NEW SINGLE LEAF SOLID TIMBER PAINTED DOOR WITH NATURAL ANODIZED ALUMINIUM FRAME	TYPE 01	
D / 7-04	853 x 2400	NEW SINGLE LEAF GLAZED DOOR WITH NATURAL ANODIZED ALUMINIUM FRAME, 6MM GLAZING	TYPE 03	
D / 7-05	1666 x 2400	NEW DOUBLE LEAF GLAZED DOOR WITH NATURAL ANODIZED ALUMINIUM FRAME, 6MM GLAZING	TYPE 04	
D / 7-06	1666 x 2400	NEW DOUBLE LEAF GLAZED DOOR WITH NATURAL ANODIZED ALUMINIUM FRAME, 6MM GLAZING	TYPE 04	
D / 7-07	853 x 2400	NEW SINGLE LEAF SOLID TIMBER PAINTED DOOR WITH NATURAL ANODIZED ALUMINIUM FRAME	TYPE 01	
D / 7-08	853 x 2400	NEW SINGLE LEAF SOLID TIMBER PAINTED DOOR WITH NATURAL ANODIZED ALUMINIUM FRAME	TYPE 01	
D / 7-09	853 x 2400	NEW SINGLE LEAF SOLID TIMBER PAINTED DOOR WITH NATURAL ANODIZED ALUMINIUM FRAME	TYPE 01	
D / 7-10	853 x 2400	NEW SINGLE LEAF SEMI SOLID TIMBER PAINTED DOOR WITH NATURAL ANODIZED ALUMINIUM FRAME	TYPE 02	
D / 7-11	1666 x 2400	NEW DOUBLE LEAF GLAZED DOOR WITH NATURAL ANODIZED ALUMINIUM FRAME, 6MM GLAZING	TYPE 04	
D / 7-12	SITE DIM	EXISTING DOUBLE LEAF GLAZED DOOR WITH NATURAL ANODIZED ALUMINIUM FRAME	TYPE 05	
D / 7-13	1666 x 2400	NEW DOUBLE LEAF GLAZED DOOR WITH NATURAL ANODIZED ALUMINIUM FRAME, 6MM GLAZING	TYPE 04	
D / 7-14	1666 x 2400	NEW DOUBLE LEAF GLAZED DOOR WITH NATURAL ANODIZED ALUMINIUM FRAME, 6MM GLAZING	TYPE 04	
D / 7-15	1666 x 2400	NEW DOUBLE LEAF GLAZED DOOR WITH NATURAL ANODIZED ALUMINIUM FRAME, 6MM GLAZING	TYPE 04	
D / 7-16	853 x 2400	NEW SINGLE LEAF SOLID TIMBER PAINTED DOOR WITH POWDERCOATED ALUMINIUM FRAME	TYPE 01	
D / 7-17	853 x 2400	NEW SINGLE LEAF GLAZED DOOR WITH NATURAL ANODIZED ALUMINIUM FRAME, 6MM GLAZING	TYPE 03	
D / 7-18	853 x 2400	NEW SINGLE LEAF SOLID TIMBER PAINTED DOOR WITH NATURAL ANODIZED ALUMINIUM FRAME	TYPE 01	
D / 7-19	853 x 2400	NEW SINGLE LEAF SOLID TIMBER PAINTED DOOR WITH NATURAL ANODIZED ALUMINIUM FRAME	TYPE 01	
D / 7-20	853 x 2400	NEW SINGLE LEAF GLAZED DOOR WITH NATURAL ANODIZED ALUMINIUM FRAME, 6MM GLAZING	TYPE 03	
D / 7-21	853 x 2400	NEW SINGLE LEAF SOLID TIMBER PAINTED DOOR WITH NATURAL ANODIZED ALUMINIUM FRAME	TYPE 01	
D / 7-22	853 x 2400	NEW SINGLE LEAF SOLID TIMBER PAINTED DOOR WITH NATURAL ANODIZED ALUMINIUM FRAME	TYPE 01	
D / 7-23	853 x 2400	NEW SINGLE LEAF GLAZED DOOR WITH NATURAL ANODIZED ALUMINIUM FRAME , 6MM GLAZING	TYPE 03	
D / 7-24	813 x 2400	NEW CLASS B FIRE RATED SINGLE DOOR WITH STEEL FRAME	TYPE 05	
D / 7-25	1600 x 2032	NEW CLASS B FIRE RATED DOUBLE DOOR WITH STEEL FRAME	TYPE 06	
D / 7-26	1600 x 2032	NEW CLASS B FIRE RATED DOUBLE DOOR WITH STEEL FRAME	TYPE 06	

revision	description	date
B	INFORMATION ISSUE	2023-12-18
A	COSTING ISSUE	2023-11-27

Dimensions to be checked on site prior to fabrication.
No dimensions to be scaled from this drawing.
Report all discrepancies to Collaboration.

COPYRIGHT ©

COLLABORATION

First Floor, Swindon House, 179 Buitengracht Street, Cape Town
Tel: 0027 21 448 8686

GENERAL ARRANGEMENT
BUILDERS WORK - SETTING OUT

WESGRO
SEVENTH FLOOR
MEDIA 24 BUILDING
ERF 244
40 HEERENGRACHT STREET, CAPE TOWN

scale	date	drawn	chkd
AS SHOWN	2023-12-18	ZN	DS

drawing number	revision
1982/07/GA/20	B

HP Plotter A0 Title - January 2015